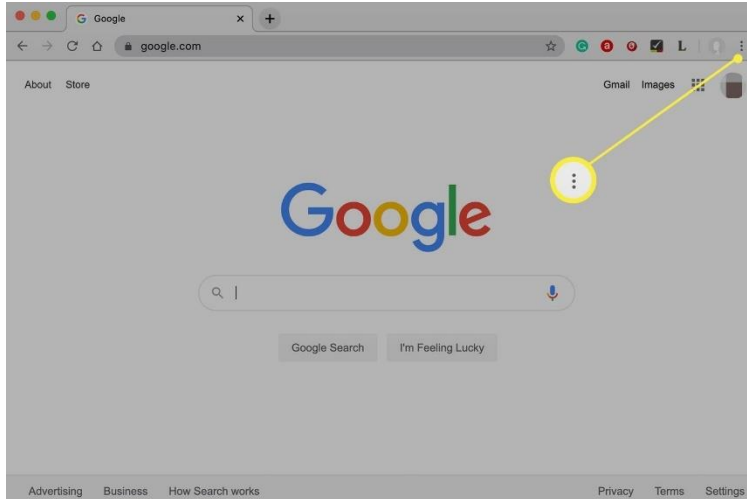
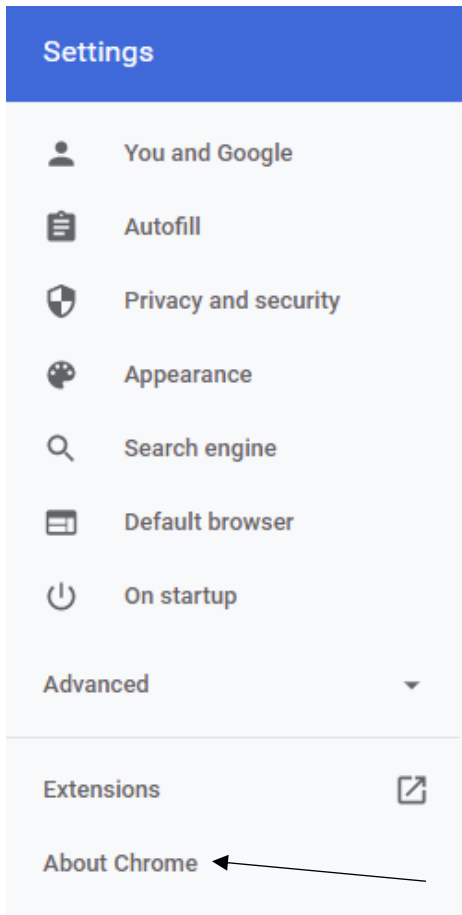


How to Update Google Chrome

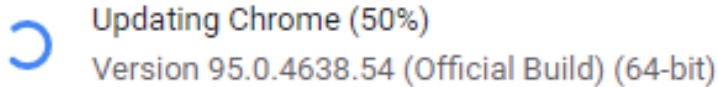
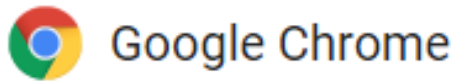
Click on the 3 dots and go to settings



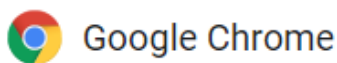
Once in settings, select “About Chrome”



A check for update will begin automatically. If a new update is found for Chrome, it will begin to download.



Relaunch browser to complete the update.



Nearly up to date! Relaunch Chrome to finish updating. Incognito windows won't reopen.

Version 95.0.4638.54 (Official Build) (64-bit)

Relaunch

The browser saves your opened tabs and windows and reopens them automatically when it restarts. Your Incognito windows won't reopen when Chrome restarts. If you'd prefer not to restart right away, click Not now. The next time you restart your browser, the update will be applied.

An updated Google Chrome browser fixes vulnerabilities and exploits in older versions of Chrome.